



Year 4 Parent Transition Meeting

Our Curriculum – Autumn Term



Topic:

Ancient Greece
Greek Day in Aut 2

Harvest Festival

Art & DT:

Making Greek tiles
Greek sandals

Science:

Living things
Woodlice investigation
Animals and humans

PE & Fitness:

Football & Circuits
Basketball & Athletics

Computing:

Coding
Spreadsheets

RE:

Judaism
Christianity



Ancient Greek topic day

Greek sandals, designed and made in DT



Our Curriculum – Spring Term



Topic:

Contrasting Coastlines
Littlehampton beach
Tudors – topic day

Art & DT:

Sketching
Tudor tarts

Science:

Sound
States of Matter

PE & Fitness:

Cross country &
Gymnastics
Tudor dance & HIIT

Computing:

2Logo
Animation

RE:

Commitments
Hinduism



Sketching at Littlehampton beach

Using a quill and ink on our Tudor topic day



Our Curriculum – Summer Term



Topic:

Lancing vs Sandown
Isle of Wight residential
Why Shipping Matters

Art & DT:

Pop-up books
Collage

Science:

Electricity
Revision unit

PE & Fitness:


Outdoor activities &
Tennis
Sh'bam & Rounders

Computing:

Effective searching
Writing for different
audiences

RE:

Buddhism
Inspirational people



Making electrical circuits in science

On the ferry to the Isle of Wight!



Learning Expectations - English

Reading Homework

- Read for 15 minutes daily
- Record at least 3 times a week in reading record
- Parents to comment weekly
- Weekly personal targets and half termly points target
- Children read within their ZPD range



Spelling Homework & Handwriting

- Spelling log books – parents to **initial** once a week
- Spelling Quest -Always keep on top, by practising at least once a week

Words can be found on the website and in the back of spelling log books.

When everyone went to the Isle of Wight, those who stayed here made pom-poms, watched the film Encanto and ate popcorn.

Learning Expectations – Maths & Curriculum



- Half termly project based on the topic
Options will be given to choose from and these will be completed at home throughout the half term.

- Children in ability sets and work is set based on ability level
- Arithmetic at the beginning of each lesson
- Mental maths once every two weeks
- Homework – minimum of **5 minutes daily on TTRS**
– paper homework given once a week

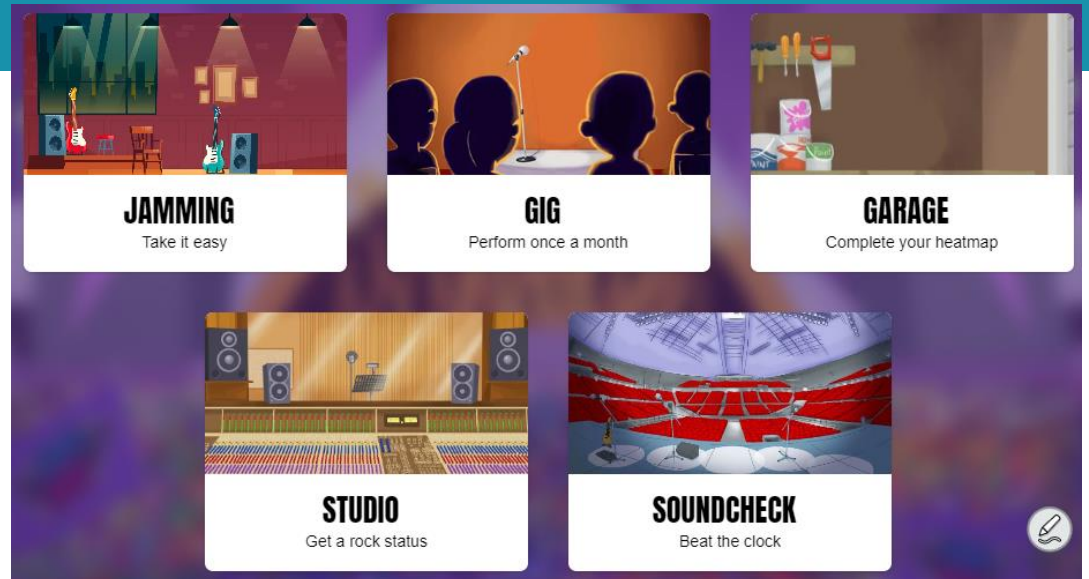


Learning Expectations – TTRS for Multiplication Check

	10	2	5	3	4	8	6	7	9	11	12
10	10 x 10	10 x 2	10 x 5	10 x 3	10 x 4	10 x 8	10 x 6	10 x 7	10 x 9	10 x 11	10 x 12
2	2 x 10	2 x 2	2 x 5	2 x 3	2 x 4	2 x 8	2 x 6	2 x 7	2 x 9	2 x 11	2 x 12
5	5 x 10	5 x 2	5 x 5	5 x 3	5 x 4	5 x 8	5 x 6	5 x 7	5 x 9	5 x 11	5 x 12
3	3 x 10	3 x 2	3 x 5	3 x 3	3 x 4	3 x 8	3 x 6	3 x 7	3 x 9	3 x 11	3 x 12
4	4 x 10	4 x 2	4 x 5	4 x 3	4 x 4	4 x 8	4 x 6	4 x 7	4 x 9	4 x 11	4 x 12
8	8 x 10	8 x 2	8 x 5	8 x 3	8 x 4	8 x 8	8 x 6	8 x 7	8 x 9	8 x 11	8 x 12
6	6 x 10	6 x 2	6 x 5	6 x 3	6 x 4	6 x 8	6 x 6	6 x 7	6 x 9	6 x 11	6 x 12
7	7 x 10	7 x 2	7 x 5	7 x 3	7 x 4	7 x 8	7 x 6	7 x 7	7 x 9	7 x 11	7 x 12
9	9 x 10	9 x 2	9 x 5	9 x 3	9 x 4	9 x 8	9 x 6	9 x 7	9 x 9	9 x 11	9 x 12
11	11 x 10	11 x 2	11 x 5	11 x 3	11 x 4	11 x 8	11 x 6	11 x 7	11 x 9	11 x 11	11 x 12
12	12 x 10	12 x 2	12 x 5	12 x 3	12 x 4	12 x 8	12 x 6	12 x 7	12 x 9	12 x 11	12 x 12

- Personalised practise every week
- Soundcheck tracker in back of reading record
- Heat maps sent home each half term to show progress and targets

- 5 minutes daily playing on TTRS.
- Only time playing games will be counted. Checked daily by class teacher and class points awarded
- Multiplication check at the end of year 4



Reminders

- Holiday and Inset days
- Making appointments with staff
- Lunch and snack pots at break
- Water bottles
- Jewellery
- Homework Commitments from September...
 - reading & reading records
 - spelling logs – must be initialled
 - timetables – Rock Stars
 - curriculum tasks
- Swearing and use of phones
- Bikes and scooters – helmets and storage
- Parking-including staff car park
- Drop off changes in September:
 - Year 4, 5 & 6 to walk in alone from the gates.



Reception Gate



Please be aware that from September the gate at the very front of the school will be used by our Reception children only. This has always been the case prior to Covid.

Starting school is a daunting time and having an entrance and exit that is calm and dedicated to your year group, in order to meet your teacher each morning, is the best way to start school for our youngest pupils.

Year 1 families can enter the Reception playground for pick up and drop off, but must use alternative gates.

Promoting healthy technology use.

Parent Guidelines:



- **Talking to your child.** Explain why you are setting parental controls; to keep them safe. But also let them know that they can talk to you to discuss why certain settings are in place.
- **Set good, strong passwords where you are able.** On some parental controls you can set a password which prevents settings and features from being changed.
- **Age is a significant factor;** as children get older, restrictions and controls you use will change, but only at a pace that is appropriate for your child, not pressure from your child, “because everyone else is allowed”.
- **Content filters are never 100% effective.** It is likely at some point that your child will see inappropriate or upsetting content and it is important that you are able to talk to them about this.
- **Protect bedtime.** Studies show that using digital media at night can interfere with sleep quality. Restrict the use of phones, tablets and computers for at least 30 minutes before bed. Make time to read together.



Effort Grade Reports

- Every half term your child will be sent home with an effort grade for - Reading, writing, maths and the general curriculum.
- This will be decided by their class teacher and records will be kept to monitor progress.

Half Term Effort Grades DREAMS - Diligence

Name _____ Date _____

A – I try hard all the time.

B – I try hard most of the time. C – I need to try harder.

Reading	Writing	Maths	Curriculum
<input type="checkbox"/>	<input type="checkbox"/>	<input type="checkbox"/>	<input type="checkbox"/>



Uniform

- Grey/Black Trousers/Skirt/ Shorts
- Blue NHAT Seaside Jumper/Cardigan
- Blue & White Gingham Summer dress
- White Polo Shirt
- Black Shoes – not trainers
- White, black or grey socks/tights
- Remember to label the uniform with our Stikins Label Company!





PE Kit

- Pale blue NHAT Seaside t-shirt
- **BLACK** bottoms – shorts, leggings, tracksuit bottoms. If branded, must still be black.
- Trainers/plimsolls for sports not fashion
- **NHAT** Seaside zip jumper – darker blue.
- Days for PE – your teacher will let you know these in advance.
- **Kit to only be worn on PE DAYS and fixtures not for after school activity clubs.**



Home School Agreement

What is a Home-School Agreement?

A Home-School Agreement is a statement explaining:

- the school's aims
- the school's responsibilities towards its pupils
- the responsibility of each pupil's parents
- what the school expects of its pupils.

This is a simple agreement between the school, pupil and parent which outlines effective ways in which we can agree to work together to foster and maintain respectful and proactive relationships as your child moves through school.

- Handout to read and share with your child at home.
- ParentMail Form to complete

