



# Parent Transition Meeting Year 3

# Our Curriculum – Autumn Term



## Topic:

Stone Age  
Natural disasters

## Art and DT:

Cave painting  
Soup and bread making

## Science:

Animals including humans  
Rocks and soil

## PE & Fitness:

Hockey & Dance  
Tag rugby & Circuits

## Computing:

Touch typing  
Email

## RE:

Islam – Mosque visit  
Celebrating Christmas around the world



**Picture from Autumn Term History  
Stone age day**

**Picture from Autumn Term Science –  
Beach trip**



# Our Curriculum – Spring Term



## Topic:

Around the World  
Spain

## Art and DT:

Picasso  
Pneumatic toys

## Science:

Plants  
Magnets and  
Forces

## PE & Fitness:

Gymnastics & Tennis  
Boxercise & Running

## Computing:

Simulations  
Google slides  
presentation

## RE:

Sikhism  
The Easter Story



**Picture from our trip to Wakehurst Place**

**Picture from Spanish day.**



# Our Curriculum – Summer Term



## Topic:

Ancient Egyptians

## Art and DT:

Canopic jars

Mummies

## Science:

Light

Revision

## PE & Fitness:

Athletics & Stool ball

Cross country &

Orienteering

## Computing:

Branching database

Coding

## RE:

Bible stories – Moses  
and Joseph

**Sleepover at  
school!**



Picture from The Brighton Museum

## Art learning - Canopic jars



# Learning Expectations - English

## Reading Homework

- Read for 15 minutes **daily**
- Record at least 3 times a week in reading record
- Parents to comment weekly
- Weekly personal targets and half termly points target
- Children read within their ZPD range



Handwriting  
expectation  
in Year 3



Dear Diary,  
Today will be an exciting day because I am going to the Golden Temple (Gurdwara) to worship and pray. There are more than over 20M (20 Million) Sikhs all over the world/Earth. When I arrive

## Spelling Homework & Handwriting

- Spelling log books – parents to **initial** once a week
- Spelling Quest -Always keep on top by practising at least once a week

Words can be found on the website and in the back of spelling log books.

# Learning Expectations – Maths & Curriculum



- Half termly project based on the topic  
There will be options to choose from and these can be completed at home throughout the half term.

- Children in ability sets and work is set based on ability level
- Arithmetic at the beginning of each lesson
- Mental maths once every two weeks
- Homework – minimum of 5 minutes daily on TTRS  
– paper homework given once a week

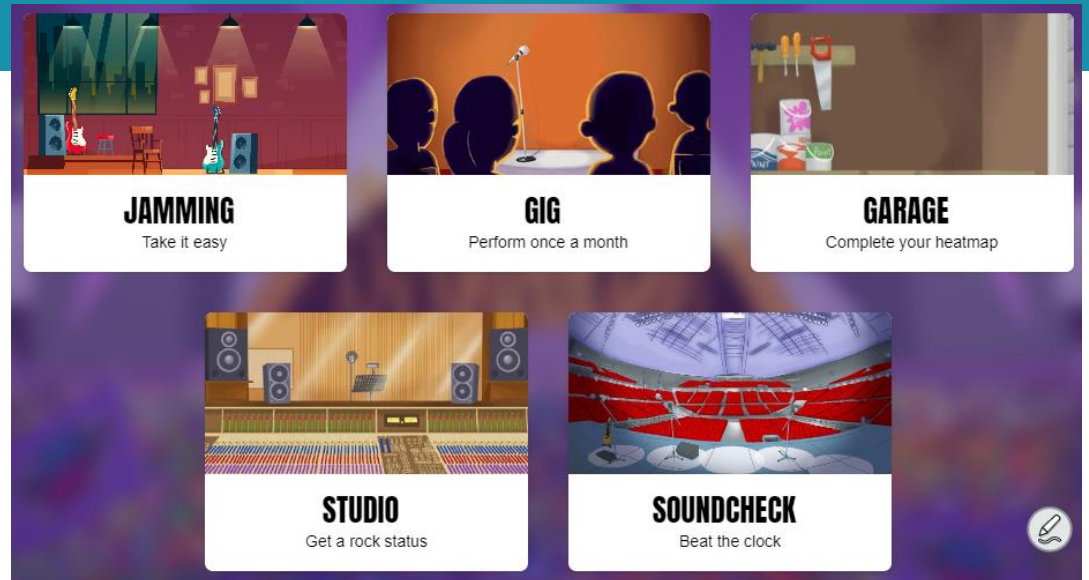


# Learning Expectations – TTRS for Multiplication Check

	10	2	5	3	4	8	6	7	9	11	12
10	10 x 10	10 x 2	10 x 5	10 x 3	10 x 4	10 x 8	10 x 6	10 x 7	10 x 9	10 x 11	10 x 12
2	2 x 10	2 x 2	2 x 5	2 x 3	2 x 4	2 x 8	2 x 6	2 x 7	2 x 9	2 x 11	2 x 12
5	5 x 10	5 x 2	5 x 5	5 x 3	5 x 4	5 x 8	5 x 6	5 x 7	5 x 9	5 x 11	5 x 12
3	3 x 10	3 x 2	3 x 5	3 x 3	3 x 4	3 x 8	3 x 6	3 x 7	3 x 9	3 x 11	3 x 12
4	4 x 10	4 x 2	4 x 5	4 x 3	4 x 4	4 x 8	4 x 6	4 x 7	4 x 9	4 x 11	4 x 12
8	8 x 10	8 x 2	8 x 5	8 x 3	8 x 4	8 x 8	8 x 6	8 x 7	8 x 9	8 x 11	8 x 12
6	6 x 10	6 x 2	6 x 5	6 x 3	6 x 4	6 x 8	6 x 6	6 x 7	6 x 9	6 x 11	6 x 12
7	7 x 10	7 x 2	7 x 5	7 x 3	7 x 4	7 x 8	7 x 6	7 x 7	7 x 9	7 x 11	7 x 12
9	9 x 10	9 x 2	9 x 5	9 x 3	9 x 4	9 x 8	9 x 6	9 x 7	9 x 9	9 x 11	9 x 12
11	11 x 10	11 x 2	11 x 5	11 x 3	11 x 4	11 x 8	11 x 6	11 x 7	11 x 9	11 x 11	11 x 12
12	12 x 10	12 x 2	12 x 5	12 x 3	12 x 4	12 x 8	12 x 6	12 x 7	12 x 9	12 x 11	12 x 12

- 5 minutes daily playing on TTRS.
- Only time playing games will be counted.
- Multiplication check at the end of year 4

- Personalised practise every week
- Heat maps sent home each half term to show progress and targets



# Reminders

- Holiday and Inset days
- Making appointments with staff
- Lunch and snack pots at break
- Water bottles
- Jewellery
- Homework Commitments from September...
  - reading & reading records
  - spelling logs – must be initialled
  - timetables – Rock Stars
  - curriculum tasks
- Swearing and use of phones
- Bikes and scooters – helmets and storage
- Parking-including staff car park
- Drop off changes in September:
  - Year 4, 5 & 6 to walk in alone from the gates.



# Reception Gate



Please be aware that from September the gate at the very front of the school will be used by our Reception children only. This has always been the case prior to Covid.

Starting school is a daunting time and having an entrance and exit that is calm and dedicated to your year group, in order to meet your teacher each morning, is the best way to start school for our youngest pupils.

Year 1 families can enter the Reception playground for pick up and drop off, but must use alternative gates.

# Promoting healthy technology use.

## Parent Guidelines:



- **Talking to your child.** Explain why you are setting parental controls; to keep them safe. But also let them know that they can talk to you to discuss why certain settings are in place.
- **Set good, strong passwords where you are able.** On some parental controls you can set a password which prevents settings and features from being changed.
- **Age is a significant factor;** as children get older, restrictions and controls you use will change, but only at a pace that is appropriate for your child, not pressure from your child, “because everyone else is allowed”.
- **Content filters are never 100% effective.** It is likely at some point that your child will see inappropriate or upsetting content and it is important that you are able to talk to them about this.
- **Protect bedtime.** Studies show that using digital media at night can interfere with sleep quality. Restrict the use of phones, tablets and computers for at least 30 minutes before bed. Make time to read together.



# Effort Grade Reports

- Every half term your child will be sent home with an effort grade for - Reading, writing, maths and the general curriculum.
- This will be decided by their class teacher and records will be kept to monitor progress.

**Half Term Effort Grades DREAMS - Diligence**

Name \_\_\_\_\_ Date \_\_\_\_\_

A – I try hard all the time.

B – I try hard most of the time. C – I need to try harder.

Reading	Writing	Maths	Curriculum
<input type="checkbox"/>	<input type="checkbox"/>	<input type="checkbox"/>	<input type="checkbox"/>



# Uniform

- Grey/Black Trousers/Skirt/ Shorts
- Blue NHAT Seaside Jumper/Cardigan
- Blue & White Gingham Summer dress
- White Polo Shirt
- Black Shoes – not trainers
- White, black or grey socks/tights
- Remember to label the uniform with our Stikins Label Company!





# PE Kit

- Pale blue NHAT Seaside t-shirt
- **BLACK** bottoms – shorts, leggings, tracksuit bottoms. If branded, must still be black.
- Trainers/plimsolls for sports not fashion
- **NHAT** Seaside zip jumper – darker blue.
- Days for PE – your teacher will let you know these in advance.
- **Kit to only be worn on PE DAYS and fixtures not for after school activity clubs.**



# Home School Agreement



## What is a Home-School Agreement?

A Home-School Agreement is a statement explaining:

- the school's aims
- the school's responsibilities towards its pupils
- the responsibility of each pupil's parents
- what the school expects of its pupils.

This is a simple agreement between the school, pupil and parent which outlines effective ways in which we can agree to work together to foster and maintain respectful and proactive relationships as your child moves through school.

- Handout to read and share with your child at home.
- ParentMail Form to complete