



Parent Transition Meeting Year 2

Our Curriculum – Autumn Term



Autumn 1

- Topic - Africa and the UK
- Science - Living Things & Their Habitats
- Art - African Silhouettes/Pointillism
- PE - Netball and Circuits
- Africa topic day
- Trip to Drusillas Zoo

Autumn 2

- Topic - The Great Fire of London
- Science – Living Things and Their Habitat
- DT - Fire Carts
- PE – Athletics and Interval Training



Trip to Drusillas



Africa Topic Day





Music Workshop



Creating Fire Carts - DT



Our Curriculum – Spring Term



Spring 1

- Topic - Frozen Planet
- Science - Materials
- Art - Modroc polar bears
- PE - Gymnastics and Yoga

Spring 2

- Topic - Ernest Shackleton
- Science - Animals Including Humans
- DT - Moving Pictures – Link to Lost and Found
- PE - Dance and dodgeball
- Topic day – Polar Explorer Day



Art – Creating Modroc polar bears



Ernest Shackleton Topic Day

Our Curriculum – Summer Term



Summer 1

- Topic - The Victorians
- Science - Plants
- Art - William Morris & Georgia O'Keeffe art work – inspired by Victorians
- PE - Fartlek training and tennis
- Victorian topic day

Summer 2

- Topic - Our Wonderful World
- Science - Revise science objectives
- DT - Jacket potatoes
- PE - Circuit and cricket
- Weald and Downland trip

Weald and Downland Trip



Victorian Topic Day

Learning Expectations - English

Reading club (invite only) will run every half term by Miss Edwards for children who require more support with fluency and comprehension.

Reading Homework

- Expected to read 3 times a week and log this in their reading record
- Raffle ticket draw
- AR targets are set every Monday and checked the next week
- Reading record and AR/phonics book in every day



Transition from phonics to AR:

- Some children will continue with phonics to improve fluency. To complete RWI – must read 80/90 words a minute and know all of the phonics sounds.
- AR will be used after phonics as a platform to improve comprehension. Some children are on AR already and will continue their AR journey.

Spelling Homework & Handwriting

- Read, Write, Inc spelling scheme
- Log book in school every day
- Spelling log books – parents to initial when practised
- Personalised spelling words
- Spelling Quest – practise throughout the year (in school and home) – Back of log books
- Spelling Quest completed 3 times a year.

Learning Expectations - Handwriting

Handwriting club (invite only) will run every half term by Mrs Brooks for children who require more support with their handwriting.

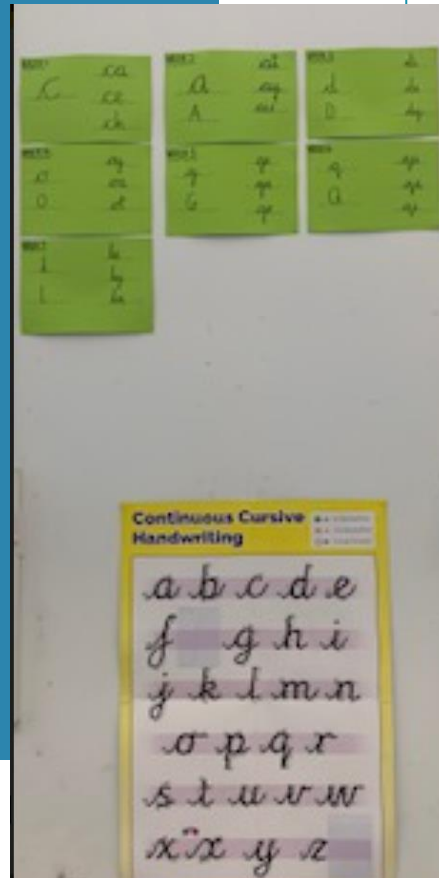
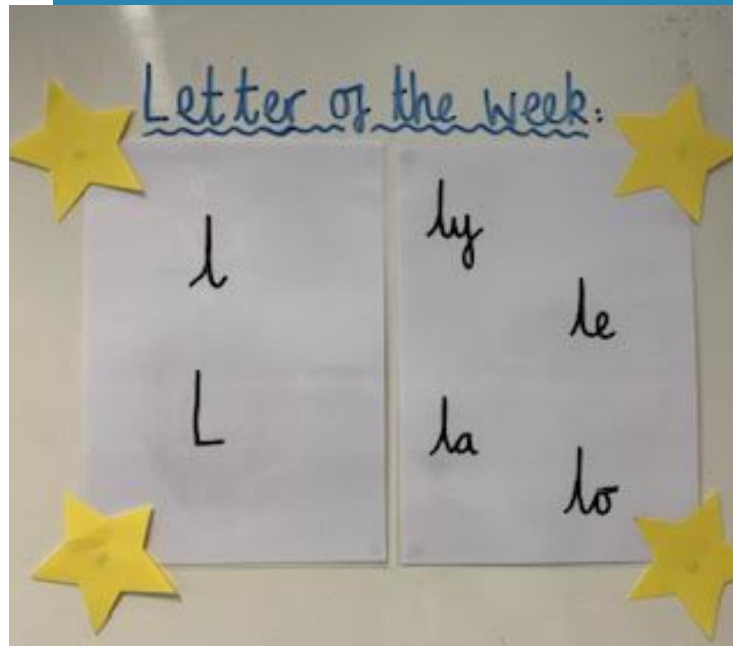
Lead in example

In Year 2 we write with
lead ins.

Joining Example

In Year 2 we have lots of fun.

We like to practice our handwriting.



Learning Expectations - Maths



Curriculum Homework

- Half termly project based on the topic

There will be options to choose from and to be completed at home throughout the half term.

- Maths each day for 1 hour.
- Children will stay in base classes for the first week in Autumn 1.
- Children will then be set based on their ability.
- Arithmetic – starters and arithmetic quiz (every two weeks)
- Homework – practising times tables
- Children need to know their 2, 5 and 10s timetables
- 3, 4 and 8s can be learnt also.



Preparing children for KS2

- There will be a graduated approach to preparing the children for KS2.
- This approach guides them gently from KS1 to KS2.
- Each term, we will develop the children's independence.
- In summer 2, we transition the children from sitting on the carpet during teaching inputs to sitting at the tables.

Additional Information

Behaviour

- In Year 1, children use a behaviour system which includes a star, sun, rainbow cloud and rain cloud. Getting onto the cloud/rain cloud results in the child going onto Class Charts.
- We will be using this as well during the Autumn term but we will transition out of this after the Christmas holidays.
- Each stage of the behaviour system (R-5) will follow the class charts behaviour policy (see website for this policy).

Assessments

- Throughout the year, the children will complete assessments in reading, writing and maths.
- These are known to the children as quizzes so there is no pressure!
- The assessments are used to support our teacher judgements at the end of the year.

Reminders

- Holiday and Inset days
- Making appointments with staff
- Lunch and snack pots at break
- Water bottles
- Jewellery
- Homework Commitments from September...
 - reading & reading records
 - spelling logs – must be initialled
 - timetables – Rock Stars
 - curriculum tasks
- Swearing and use of phones
- Bikes and scooters – helmets and storage
- Parking-including staff car park
- Drop off changes in September:
 - Year 4, 5 & 6 to walk in alone from the gates.



Reception Gate

Please be aware that from September the gate at the very front of the school will be used by our Reception children only. This has always been the case prior to Covid.

Starting school is a daunting time and having an entrance and exit that is calm and dedicated to your year group, in order to meet your teacher each morning, is the best way to start school for our youngest pupils.

Year 1 families can enter the Reception playground for pick up and drops off, but must use alternative gates.



Promoting healthy technology use.

Parent Guidelines:



- **Talking to your child.** Explain why you are setting parental controls; to keep them safe. But also let them know that they can talk to you to discuss why certain settings are in place.
- **Set good, strong passwords where you are able.** On some parental controls you can set a password which prevents settings and features from being changed.
- **Age is a significant factor;** as children get older, restrictions and controls you use will change, but only at a pace that is appropriate for your child, not pressure from your child, “because everyone else is allowed”.
- **Content filters are never 100% effective.** It is likely at some point that your child will see inappropriate or upsetting content and it is important that you are able to talk to them about this.
- **Protect bedtime.** Studies show that using digital media at night can interfere with sleep quality. Restrict the use of phones, tablets and computers for at least 30 minutes before bed. Make time to read together.



Effort Grade Reports

- Every half term your child will be sent home with an effort grade for - Reading, writing, maths and the general curriculum.
- This will be decided by their class teacher and records will be kept to monitor progress.

Half Term Effort Grades DREAMS - Diligence

Name _____ Date _____

A – I try hard all the time.

B – I try hard most of the time. C – I need to try harder.

Reading	Writing	Maths	Curriculum
<input type="checkbox"/>	<input type="checkbox"/>	<input type="checkbox"/>	<input type="checkbox"/>



New Horizons
Academy Trust

Seaside Primary School

FIRST4UNIFORM

Uniform

- Grey/Black Trousers/Skirt/ Shorts
- Blue NHAT Seaside Jumper/Cardigan
- Blue & White Gingham Summer dress
- White Polo Shirt
- Black Shoes – not trainers
- White, black or grey socks/tights
- Remember to label the uniform with our Stikins Label Company!





PE Kit

- Pale blue NHAT Seaside t-shirt
- **BLACK** bottoms – shorts, leggings, tracksuit bottoms. If branded, must still be black.
- Trainers/plimsolls for sports not fashion
- **NHAT** Seaside zip jumper – darker blue.
Days for PE – your teacher will let you know these in advance.
- **Kit to only be worn on PE DAYS and fixtures not for after school activity clubs.**



Home School Agreement

What is a Home-School Agreement?

A Home-School Agreement is a statement explaining:

- the school's aims
- the school's responsibilities towards its pupils
- the responsibility of each pupil's parents
- what the school expects of its pupils.

This is a simple agreement between the school, pupil and parent which outlines effective ways in which we can agree to work together to foster and maintain respectful and proactive relationships as your child moves through school.

- **Handout to read and share with your child at home.**
- **ParentMail Form to complete**

